

CURRENT MARKET SNAPSHOT FOR SINGLE FAMILY HOMES

CAMBRIDGE | MAY 2017



MAY 2017

\$478,277

322 HOMES SOLD

Compared to the same month last year, the average sale price has climbed by **29.8%** with **72 more** homes sold.

APRIL 2017

\$490,837

266 HOMES SOLD

The average sale price has **decreased by 2.6%** from the month of April 2017 to May 2017.

MONTH TO MONTH COMPARISON OF AVERAGE SALE PRICE

MAY 2016

\$368,506

250 HOMES SOLD

APRIL 2016

\$367,103

233 HOMES SOLD



DETACHED

\$587,360



SEMI DETACHED

\$471,732

AVERAGE SALE PRICE BY PROPERTY TYPE

2017 YEAR TO DATE



TOWNHOME

\$363,299

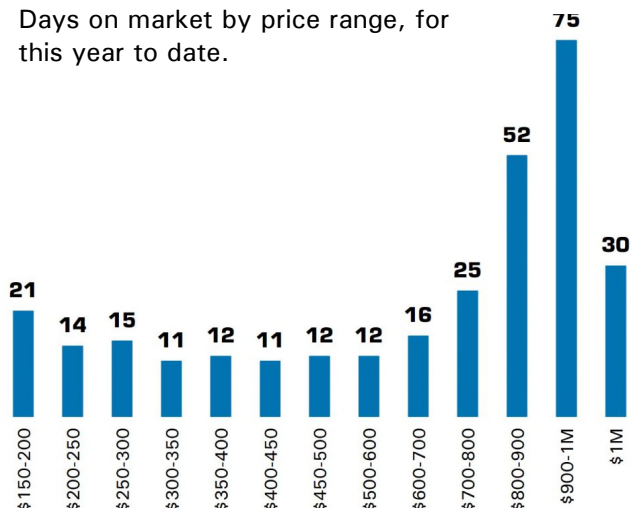


APARTMENT

\$272,047

DAYS ON MARKET BY PRICE RANGE

Days on market by price range, for this year to date.



RE/MAX Twin City Realty Inc. Brokerage | Independently owned and operated
1400 Bishop Street N. Cambridge, ON N1R 6W8 | Phone: (519) 740-3690 | www.remaxtwincity.com

Data gathered by the Ontario Regional Technology & Information Systems (ORTIS), comprised of all units listed on the Multiple Listing Service (MLS) through Matrix Corelogic system. These sales do not necessarily represent all real estate activity in the City of Cambridge.

Criteria: Single family homes sold in 11-West Galt, 12-East Galt, 13-North Galt, 14-Hespeler, 15-Preston, 16-N Dumfries Twp (Rural W), 17-N Dumfries Twp (Rural E).

HISTORIC SALES REPORT FOR SINGLE FAMILY HOMES


CAMBRIDGE | MAY 2017



\$471,732

**2017 YEAR TO DATE
AVERAGE SALE PRICE FOR
SINGLE FAMILY HOMES**

26% INCREASE SINCE 2016

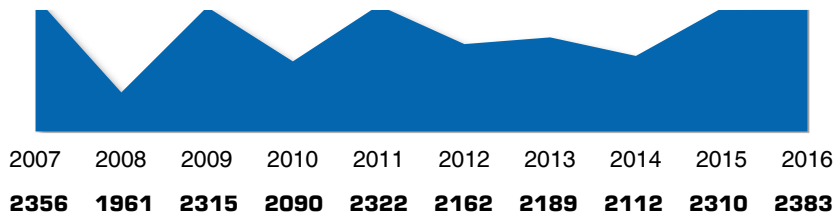


10 YEAR TREND AVERAGE SALE PRICE

Comparison chart of the annual average sale price for single family homes in Cambridge.

11.5%	2016	\$374,356
4.3%	2015	\$335,756
4.8%	2014	\$321,924
2.3%	2013	\$307,271
6.9%	2012	\$300,245
0.1%	2011	\$280,736
10.2%	2010	\$280,357
0.2%	2009	\$254,339
4.4%	2008	\$253,923
1.7%	2007	\$243,199

NUMBER OF HOMES SOLD YEAR TO YEAR



**THE AVERAGE SALE PRICE
IN CAMBRIDGE HAS
INCREASED BY
48.9%
OVER THE LAST 5
YEARS.**

Five years is considering 2013-2017.

**SINCE
JANUARY 1
1,170
SINGLE-FAMILY
HOMES IN
CAMBRIDGE HAVE
SOLD ON MLS**

108.4% 2017 YEAR TO DATE CLOSE TO LIST PRICE RATIO

	2012	2013	2014	2015	2016
%	98.2%	98.2%	98.3%	98.5%	99.8%

RE/MAX Twin City Realty Inc. Brokerage | Independently owned and operated
1400 Bishop Street N. Cambridge, ON N1R 6W8 | Phone: (519) 740-3690 | www.remaxtwincity.com

Data gathered by the Ontario Regional Technology & Information Systems (ORTIS), comprised of all units listed on the Multiple Listing Service (MLS) through Matrix Corelogic system. These sales do not necessarily represent all real estate activity in the City of Cambridge.

Criteria: Single family homes sold in 11-West Galt, 12-East Galt, 13-North Galt, 14-Hespeler, 15-Preston, 16-N Dumfries Twp (Rural W), 17-N Dumfries Twp (Rural E).

INVENTORY WATCH FOR SINGLE FAMILY HOMES

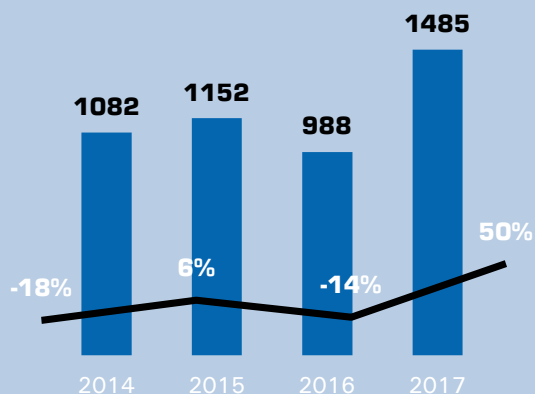
CAMBRIDGE | MAY 2017



LISTINGS IN CAMBRIDGE YEAR-TO-DATE

The graph is a year-over-year comparison; representing the number of single family homes listed on MLS between January and April of each year.

In May 2017, the Multiple Listing Service (MLS) recorded **460 new listings**, which is **170 more than the same month last year**.

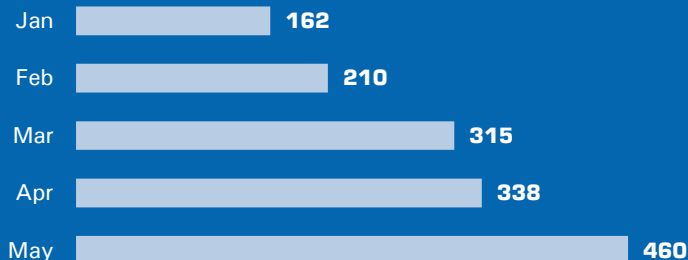


NEW LISTINGS RECORDED: 2017 YEAR TO DATE

The graph represents the number of single family homes listed for sale on MLS for each month of 2017.

This year to date, homes of all price ranges and types **average 9 days** on the market.

At the end of April 2017, **254 single family homes** remained active on MLS.



RE/MAX Twin City Realty Inc. Brokerage | Independently owned and operated
1400 Bishop Street N. Cambridge, ON N1R 6W8 | Phone: (519) 740-3690 | www.remaxtwincity.com

Data gathered by the Ontario Regional Technology & Information Systems (ORTIS), comprised of all units listed on the Multiple Listing Service (MLS) through Matrix Corelogic system. These sales do not necessarily represent all real estate activity in the City of Cambridge.

Criteria: Single family homes listed as Active for sale in 11-West Galt, 12-East Galt, 13-North Galt, 14-Hespeler, 15-Preston, 16-N Dumfries Twp (Rural W), 17-N Dumfries Twp (Rural E).